





SOIL SUITABILITY FOR ON-SITE SEPTIC SYSTEM

-  SLIGHT LIMITATIONS
-  MODERATE LIMITATIONS
-  SEVERE LIMITATIONS
-  MAN-MADE SOILS THAT FALL OUTSIDE EXISTING CATEGORIES

* Source - Soil Survey of Berks County U.S. Dept. of Agriculture.



0 200 400 800 1600

SCALE IN FEET

BALLY/BECHTELSVILLE JOINT COMPREHENSIVE PLAN
Borough of Bechtelsville- Berks County, Pennsylvania



Landscape Architects . Engineers . Planning Consultants
Urban Research & Development Corporation
28 Bethlehem Plaza . Bethlehem, Pennsylvania 18018